

DOWNLIGHTS

DOLUX 5" SQUARE

DOWNLIGHTS

DOLUX 5" SQUARE



SPECIFICATIONS :

Mounting	: Ceiling recessed
Lamp type	: CFL
Lamp holder	: G24q
Control gear type	: Electronic
Voltage Rating/ Freq.	: 220-240V / 50-60 Hz
Power factor	: >0.95
Degree of protection	: IP 20
Internal Wiring	: 0.5 mm sq. solid copper wire PVC 105 deg C
Cable entry	: 16mm dia. holes at the end of the gear box
Cable connection	: Terminal block, 3-pole, screw type with grounding
Conformity	: IEC 60598 / SASO 1318
Light controller	: CA/SB

DESCRIPTIONS : DOLUX 5" Square is a recessed luminaire of 0.6 mm steel housing finished with 3-stages pretreatment electrostatic powder coating. The trim is made of die casted aluminum. The aluminum optic is used with purity higher than 99% and reflectance higher than 80% for LOR reaches up to 78%. DIAL certified photometry. Energy efficiency is obtained using an electronic ballast with PF higher than 0.95.

APPLICATIONS : Offices, meeting rooms, corridors and multi-purposes applications.

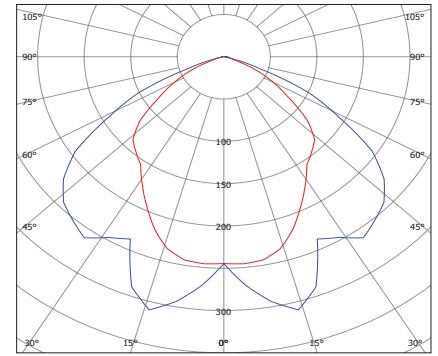


DOWNLIGHTS

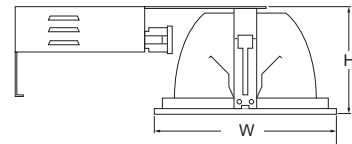
DOLUX 5" SQUARE
WITHOUT DIFFUSER

Glare Evaluation According to UGR

ρ Ceiling	70	70	50	50	30	70	70	50	50	30	
ρ Walls	50	30	50	30	30	50	30	50	30	30	
ρ Floor	20	20	20	20	20	20	20	20	20	20	
Room Size X Y	Viewing direction at right angles to lamp axis					Viewing direction parallel to lamp axis					
2H	2H	23.4	24.7	23.7	24.9	25.2	26.3	27.6	26.6	27.8	28.0
	3H	23.6	24.8	23.9	25.0	25.3	26.8	27.9	27.1	28.2	28.4
	4H	23.6	24.6	23.9	24.9	25.2	26.7	27.8	27.1	28.1	28.3
	6H	23.5	24.5	23.8	24.8	25.1	26.7	27.6	27.0	27.9	28.2
4H	8H	23.4	24.4	23.8	24.7	25.0	26.6	27.6	27.0	27.9	28.2
	12H	23.4	24.3	23.8	24.6	25.0	26.6	27.5	27.0	27.8	28.1
	2H	24.1	25.1	24.4	25.4	25.7	26.5	27.5	26.8	27.8	28.1
	3H	24.3	25.2	24.7	25.5	25.9	27.0	27.9	27.4	28.2	28.6
8H	4H	24.3	25.1	24.7	25.4	25.8	27.0	27.8	27.4	28.1	28.5
	6H	24.2	24.9	24.6	25.3	25.7	27.0	27.6	27.4	28.0	28.4
	8H	24.2	24.8	24.6	25.2	25.6	26.9	27.5	27.4	27.9	28.4
	12H	24.2	24.7	24.6	25.1	25.5	26.9	27.5	27.4	27.9	28.3
12H	4H	24.3	24.9	24.7	25.3	25.7	26.9	27.5	27.4	27.9	28.3
	6H	24.2	24.7	24.7	25.1	25.6	26.9	27.4	27.3	27.8	28.3
	8H	24.2	24.6	24.6	25.0	25.5	26.9	27.3	27.3	27.7	28.2
	12H	24.1	24.5	24.6	25.0	25.5	26.8	27.2	27.3	27.7	28.2



DLS[5"]-CFL-2X13WE/CA [WH]
For the rest refer to page - 433 **LoR: 78%**



Variation of the observer position for the luminaire distances S

S = 1.0H	+0.4 / -0.5	+0.4 / -0.3
S = 1.5H	+1.4 / -2.5	+1.0 / -1.2
S = 2.0H	+2.3 / -5.5	+1.9 / -2.8
Standard table	BK01	BK02
Correction Summand	3.5	6.5

Corrected Glare Indices referring to 1800lm Total Luminous Flux
The UGR values have been calculated according to CIE Publ. 117 Spacing-to-Height-Ratio = 1.00.

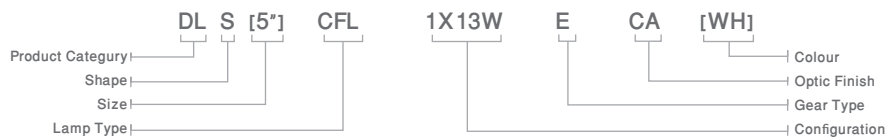
CODE	W	H
DLS[5"]-CFL-1/2X13WE/CA [WH]	167	100
DLS[5"]-CFL-1/2X13WE/SB [WH]	167	100

OPTIONS:

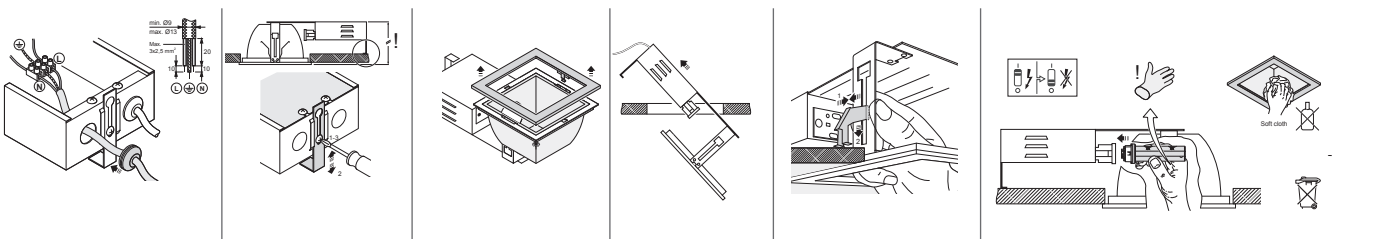
- Lamp holders (E27)
- Gear (DIM) [DALI]
- Emergency Kit (EM1.5) [EM3]
- Reflector [ASSY]
- Trim Color [WH] [GR] [AU]



Ordering Example



Mounting System



Head office

Malaz - Salahidin Road
P.O Box 1246 Riyadh 11431

Tel : +966 11 477 77 00
Fax: +966 11 478 94 69

Western Region Office

Tahliya Street
P.O Box 20798 Jeddah 21465

Tel : +966 12 6650888
Fax: +966 12 6633413

Eastern Region Office

King Abdulaziz Street
P.O Box 8492 Dammam 31482

Tel : +966 13 8336509
Fax: +966 13 8329065

ContactUs@noortek.com



www.noortek.com