BATTENS

LINALUX T5

Noortek
More Light

BATTENS

LINALUX T5

SPECIFICATIONS :

Mounting	:	Surface Mounted (Ceiling / Wall)
Lamp type	:	T5
Lamp holder	:	G5
Control gear type	:	Electronic
Voltage Rating/ Freq.	:	220-240V / 50-60 Hz
Power factor	:	>0.95
Degree of protection	:	IP 20
Internal Wiring	:	0.5 mm sq. solid copper wire, PVC 105 deg C .
Cable entry	:	16mm diam hole at the end/bottom of the housing
Cable connection	:	Terminal block, 3-pole, screw type with grounding
Conformity	:	IEC 60598 / SASO 1318
Optical system	:	BL /WR

DESCRIPTIONS : LINALUX T5 is a Surface mounted luminaire of 0.6 mm steel housing finished with 3-stages pretreatment electrostatic powder coating. It is available in two versions; as a bare lamp or with a white powder coated reflector. LOR reaches up to 94%. DIAL certified photometry. Energy efficiency is obtained using an electronic ballast with PF higher than 0.95.

APPLICATIONS : Cove, supermarkets, labs and workshops.

Noortek

Glare Evaluation According to UGR

ρ Ceiling		70	70	50	50	30	70	70	50	50	30
ρ Walls		50	30	50	30	30	50	30	50	30	30
ρ Floor		20	20	20	20	20	20	20	20	20	20
Room Size X	Y	Viewing direction at right angles to lamp axis					Viewing direction parallel to lamp axis				
2H	2H	15.7	16.7	16.4	17.4	18.4	17.3	18.3	18.1	19.1	20.0
	3H	17.3	18.2	18.0	19.0	19.9	20.2	21.1	21.0	21.9	22.9
	4H	17.9	18.7	18.6	19.5	20.5	21.5	22.3	22.2	23.1	24.1
	6H	18.3	19.1	19.1	19.9	20.9	22.5	23.3	23.3	24.1	25.1
	8H	18.4	19.2	19.2	20.0	21.0	22.9	23.6	23.7	24.5	25.5
	12H	18.5	19.2	19.3	20.1	21.1	23.2	23.9	24.0	24.8	25.8
4H	2H	16.5	17.3	17.3	18.1	19.1	17.7	18.6	18.5	19.4	20.4
	3H	18.3	19.1	19.2	19.9	20.9	20.9	21.6	21.7	22.5	23.5
	4H	19.1	19.8	19.9	20.6	21.7	22.3	23.0	23.2	23.8	24.9
	6H	19.7	20.3	20.5	21.1	22.2	23.5	24.1	24.4	25.0	26.0
	8H	19.9	20.4	20.8	21.3	22.4	24.0	24.5	24.9	25.4	26.5
	12H	20.0	20.5	20.9	21.4	22.5	24.4	24.9	25.3	25.8	26.9
8H	4H	20.0	20.5	20.9	21.4	22.5	22.6	23.1	23.5	24.0	25.1
	6H	20.8	21.3	21.7	22.2	23.3	24.0	24.4	24.9	25.3	26.5
	8H	21.2	21.6	22.1	22.5	23.6	24.6	25.0	25.5	25.9	27.1
	12H	21.4	21.8	22.4	22.7	23.9	25.2	25.5	26.1	26.5	27.6
12H	4H	20.2	20.6	21.0	21.5	22.6	22.6	23.1	23.5	24.0	25.1
	6H	21.2	21.6	22.1	22.5	23.6	24.0	24.4	25.0	25.4	26.5
	8H	21.6	21.9	22.5	22.9	24.0	24.7	25.1	25.7	26.0	27.2

Variation of the observer position for the luminaire distances S		
S =1.0H	+0.1 / -0.1	+0.1 / -0.1
S =1.5H	+0.2 / -0.2	+0.2 / -0.2
S =2.0H	+0.3 / -0.5	+0.2 / -0.3
Standard table	BK14	BK10
Correction Summand	2.0	6.0

Corrected Glare Indices referring to 2700lm Total Luminous Flux

The UGR values have been calculates according to CIE Publ. 117 Spacing-to-Height-Ratio = 1.00.

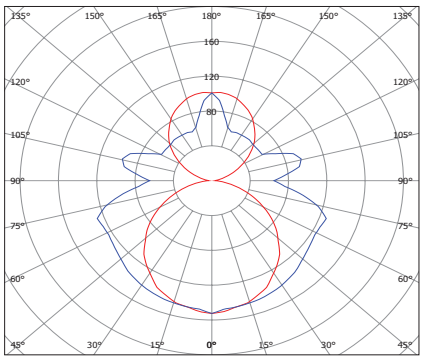

BAT-T5-2X14WE/BL LOR:94%

For the rest refer to page - 436

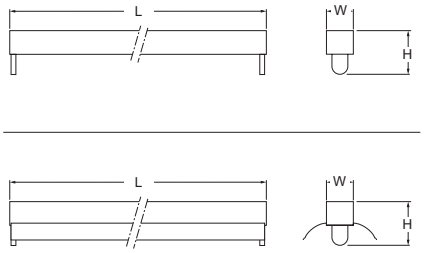

CODE	L	W	H
BAT-T5-2X14WE/BL	572	36	58
BAT-T5-2X14WE/WR	572	107	58

CODE	L	W	H
BAT-T5-2X21WE/BL	872	36	58
BAT-T5-2X21WE/WR	872	107	58

OPTIONS:

- Gear [DIM] [DALI]
- Emergency Kit [EM1.5] [EM3]
- Aluminium [ALU]

linear | IP 20 | G5 | 220V 240V 50/60 Hz

Ordering Example

Mounting System

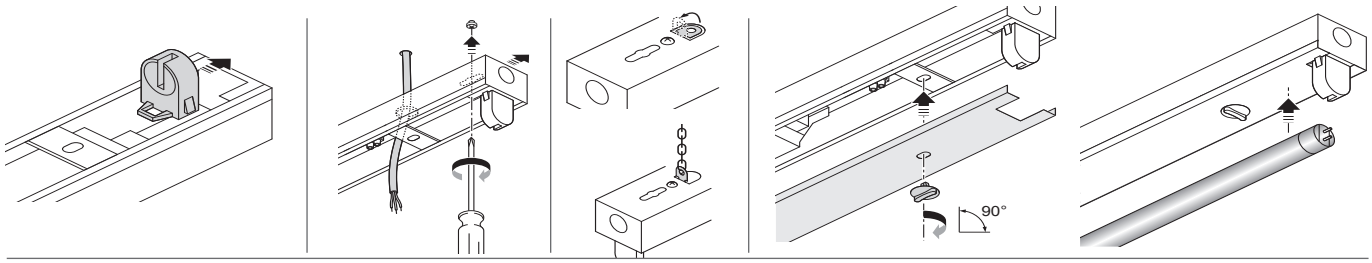

BATTENS

LINALUX T5

SPECIFICATIONS :

Mounting	:	Surface Mounted (Ceiling / Wall)
Lamp type	:	T5
Lamp holder	:	G5
Control gear type	:	Electronic
Voltage Rating/ Freq.	:	220-240V / 50-60 Hz
Power factor	:	>0.95
Degree of protection	:	IP 20
Internal Wiring	:	0.5 mm sq. solid copper wire, PVC 105 deg C .
Cable entry	:	16mm diam hole at the end/bottom of the housing
Cable connection	:	Terminal block, 3-pole, screw type with grounding
Conformity	:	IEC 60598 / SASO 1318
Optical system	:	BL /WR

DESCRIPTIONS : LINALUX T5 is a surface mounted luminaire of 0.6 mm steel housing finished with 3-stages pretreatment electrostatic powder coating. It is available in two versions; as a bare lamp or with a white powder coated reflector. LOR reaches up to 94%. DIAL certified photometry. Energy efficiency is obtained using an electronic ballast with PF higher than 0.95.

APPLICATIONS : Cove, supermarkets, labs and workshops.

Noortek

Glare Evaluation According to UGR

ρ Ceiling		70	70	50	50	30	70	70	50	50	30
ρ Walls		50	30	50	30	30	50	30	50	30	30
ρ Floor		20	20	20	20	20	20	20	20	20	20
Room Size X	Y	Viewing direction at right angles to lamp axis					Viewing direction parallel to lamp axis				
2H	2H	16.1	17.1	16.8	17.9	18.8	17.5	18.5	18.2	19.2	20.2
	3H	17.7	18.7	18.5	19.4	20.4	20.4	21.3	21.1	22.1	23.0
	4H	18.4	19.2	19.1	20.0	21.0	21.6	22.5	22.4	23.3	24.2
	6H	18.8	19.6	19.6	20.5	21.5	22.6	23.4	23.4	24.2	25.2
	8H	19.0	19.8	19.8	20.6	21.6	23.0	23.8	23.8	24.6	25.6
	12H	19.1	19.9	19.9	20.7	21.7	23.3	24.1	24.2	24.9	25.9
4H	2H	16.8	17.7	17.6	18.5	19.5	17.9	18.7	18.7	19.5	20.5
	3H	18.8	19.5	19.6	20.3	21.4	21.1	21.8	21.9	22.6	23.7
	4H	19.6	20.2	20.4	21.1	22.1	22.5	23.2	23.3	24.0	25.1
	6H	20.2	20.8	21.1	21.6	22.7	23.7	24.2	24.5	25.1	26.2
	8H	20.4	21.0	21.3	21.8	22.9	24.1	24.7	25.0	25.6	26.7
	12H	20.6	21.1	21.5	22.0	23.1	24.6	25.1	25.5	26.0	27.1
8H	4H	20.4	20.9	21.3	21.8	22.9	22.8	23.3	23.6	24.2	25.3
	6H	21.3	21.8	22.2	22.7	23.8	24.1	24.6	25.0	25.5	26.6
	8H	21.7	22.1	22.6	23.0	24.1	24.8	25.2	25.7	26.1	27.2
	12H	22.0	22.3	22.9	23.2	24.4	25.3	25.7	26.3	26.6	27.8
12H	4H	20.6	21.0	21.4	21.9	23.0	22.8	23.2	23.6	24.1	25.2
	6H	21.6	22.0	22.5	22.9	24.0	24.2	24.6	25.1	25.5	26.7
	8H	22.1	22.4	23.0	23.3	24.5	24.9	25.3	25.8	26.2	27.3

Variation of the observer position for the luminaire distances S		
S =1.0H	+0.1 / -0.1	+0.1 / -0.1
S =1.5H	+0.2 / -0.2	+0.2 / -0.2
S =2.0H	+0.3 / -0.5	+0.2 / -0.3
Standard table	BK14	BK10
Correction Summand	-0.2	3.5

Corrected Glare Indices referring to 5800lm Total Luminous Flux

The UGR values have been calculates according to CIE Publ. 117 Spacing-to-Height-Ratio = 1.00.

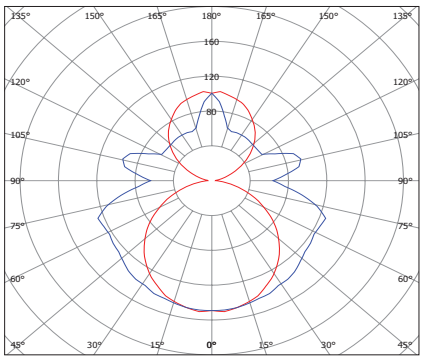

BAT-T5-2X28WE/BL LOR:94%

For the rest refer to page - 436

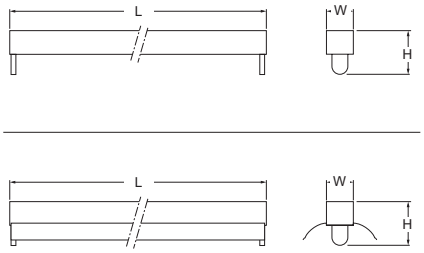

CODE	L	W	H
BAT-T5-2X28WE/BL	1175	36	58
BAT-T5-2X28WE/WR	1175	107	58

CODE	L	W	H
BAT-T5-1X14WE/BL	572	32	52
BAT-T5-1X14WE/WR	572	87	52

OPTIONS:

- Gear [DIM] [DALI]
- Emergency Kit [EM1.5] [EM3]
- Aluminium [ALU]

linear | IP 20 | G5 | 220V 240V 50/60 Hz

Ordering Example

Mounting System

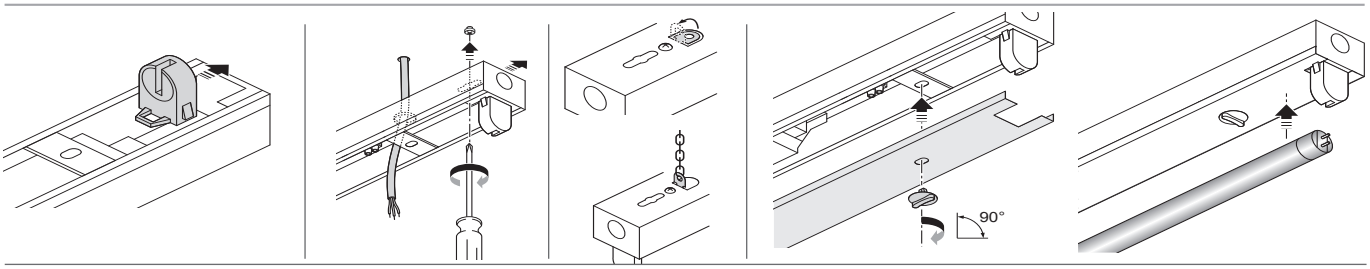

Noortek

BATTENS

LINALUX T5

SPECIFICATIONS :

Mounting	:	Surface Mounted (Ceiling / Wall)
Lamp type	:	T5
Lamp holder	:	G5
Control gear type	:	Electronic
Voltage Rating/ Freq.	:	220-240V / 50-60 Hz
Power factor	:	>0.95
Degree of protection	:	IP 20
Internal Wiring	:	0.5 mm sq. solid copper wire, PVC 105 deg C .
Cable entry	:	16mm diam hole at the end/bottom of the housing
Cable connection	:	Terminal block, 3-pole, screw type with grounding
Conformity	:	IEC 60598 / SASO 1318
Optical system	:	BL /WR

DESCRIPTIONS : LINALUX T5 is a surface mounted luminaire of 0.6 mm steel housing finished with 3-stages pretreatment electrostatic powder coating. It is available in two versions; as a bare lamp or with a white powder coated reflector. LOR reaches up to 91%. DIAL certified photometry. Energy efficiency is obtained using an electronic ballast with PF higher than 0.95.

APPLICATIONS : Cove, supermarkets, labs and workshops.

Noortek

Glare Evaluation According to UGR

ρ Ceiling		70	70	50	50	30	70	70	50	50	30
ρ Walls		50	30	50	30	30	50	30	50	30	30
ρ Floor		20	20	20	20	20	20	20	20	20	20
Room Size X	Y	Viewing direction at right angles to lamp axis					Viewing direction parallel to lamp axis				
2H	2H	15.8	16.9	16.4	17.6	18.4	17.6	18.8	18.3	19.4	20.2
	3H	17.4	18.5	18.1	19.2	20.0	20.1	21.2	20.8	21.9	22.7
	4H	18.1	19.1	18.8	19.8	20.6	21.3	22.3	22.0	23.0	23.8
	6H	18.6	19.5	19.3	20.2	21.1	22.4	23.4	23.2	24.1	24.9
	8H	18.7	19.6	19.5	20.4	21.2	23.0	23.9	23.7	24.6	25.5
	12H	18.9	19.7	19.6	20.5	21.3	23.5	24.3	24.2	25.1	25.9
4H	2H	16.7	17.7	17.4	18.4	19.2	18.0	19.0	18.7	19.7	20.6
	3H	18.6	19.5	19.4	20.2	21.1	20.8	21.7	21.6	22.4	23.3
	4H	19.4	20.2	20.2	21.0	21.9	22.2	23.0	23.0	23.7	24.7
	6H	20.1	20.8	20.9	21.6	22.5	23.5	24.2	24.3	25.0	26.0
	8H	20.3	21.0	21.1	21.8	22.7	24.2	24.8	25.0	25.6	26.6
	12H	20.5	21.1	21.3	21.9	22.9	24.8	25.4	25.6	26.2	27.2
8H	4H	20.2	20.9	21.0	21.7	22.6	22.5	23.1	23.3	23.9	24.9
	6H	21.2	21.7	22.0	22.5	23.5	24.1	24.6	24.9	25.4	26.4
	8H	21.6	22.0	22.4	22.9	23.9	24.9	25.4	25.7	26.2	27.2
	12H	21.9	22.3	22.7	23.1	24.1	25.7	26.1	26.5	27.0	28.0
12H	4H	20.4	21.0	21.2	21.8	22.8	22.5	23.1	23.3	23.9	24.9
	6H	21.5	22.0	22.3	22.8	23.8	24.2	24.6	25.0	25.5	26.5
	8H	22.0	22.4	22.8	23.3	24.3	25.0	25.5	25.9	26.3	27.3
Variation of the observer position for the luminaire distances S											
S =1.0H		+0.1 / -0.1					+0.1 / -0.1				
S =1.5H		+0.2 / -0.2					+0.2 / -0.2				
S =2.0H		+0.3 / -0.5					+0.3 / -0.4				
Standard table		BK14					BK10				
Correction Summand		2.9					6.8				

Corrected Glare Indices referring to 2100lm Total Luminous Flux
The UGR values have been calculates according to CIE Publ. 117 Spacing-to-Height-Ratio = 1.00.

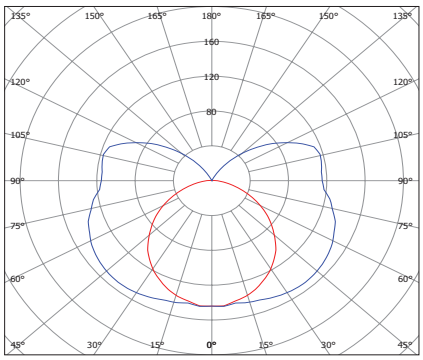

BAT-T5-1X21WE/BL LOR: 91%

For the rest refer to page - 436

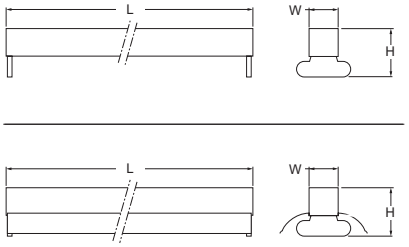

CODE	L	W	H
BAT-T5-1X21WE/BL	872	32	52
BAT-T5-1X21WE/WR	872	87	52

CODE	L	W	H
BAT-T5-1X28WE/BL	1175	32	52
BAT-T5-1X28WE/WR	1175	87	52

OPTIONS:

- Gear [DIM] [DALI]
- Emergency Kit [EM1.5] [EM3]
- Aluminium [ALU]

linear | IP 20 | G5 | 220V 240V 50/60 Hz

Ordering Example

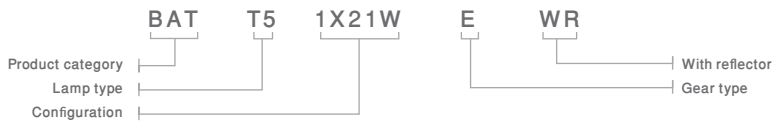

Mounting System

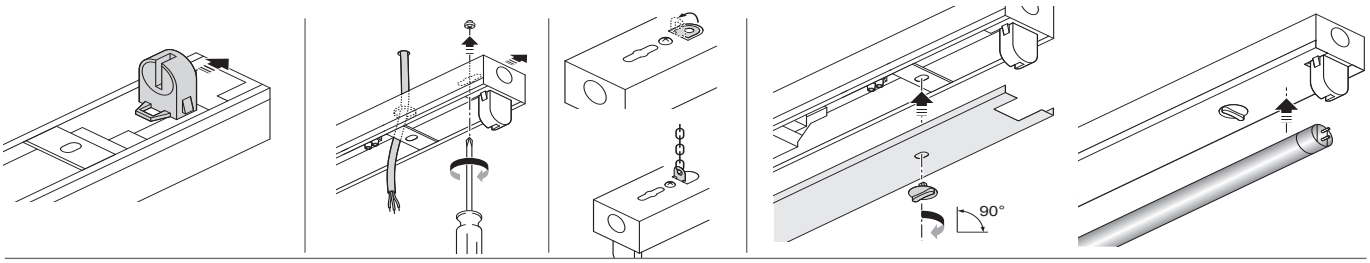

Noortek

Head office

Malaz - Salahidin Road
P.O Box 1246 Riyadh 11431

Tel : +966 11 477 77 00
Fax: +966 11 478 94 69

Western Region Office

Tahliya Street
P.O Box 20798 Jeddah 21465

Tel : +966 12 6650888
Fax: +966 12 6633413

Eastern Region Office

King Abdulaziz Street
P.O Box 8492 Dammam 31482

Tel : +966 13 8336509
Fax: +966 13 8329065

ContactUs@noortek.com

www.noortek.com